




SANT NISCHAL SINGH PUBLIC SCHOOL, YNR **CLASS -II**





Summer Vacation

Summer Vacation is an exciting time for students to relax, unwind and enjoy their break from school. It provides an opportunity to recharge, explore new activities and spend quality time with family and friends.

We wish you have a great summer vacation full of joy and sunshine. Have a great time and don't forget that we will be waiting for you back with a bunch of photos from the summer trip.



“Success is the sum of small efforts repeated day in and day out”

Dear Parent

Summer Vacation is a time for the children to enjoy and relax. These days are precious and valuable and can be made most from if judiciously used. We should always remind ourselves that children will not remember us for the gifts we shower upon them but will always cherish the time we spent with them. Its time to nurture young minds, inculcate moral values and narrate family anecdotes to keep them in touch with their roots.

- Encourage your child to cultivate the reading habit.**
- Converse regularly with the child, preferably in English.**
- Encourage your child to take up yoga or any other form of healthy activity during the vacation.**
- Involve children in household chores.**
- Enjoy walking with them in parks and appreciate the beauty of nature.**

Few tips to make the vacation a fruitful time for your child.

LEARNING BY DOING

- Arranging the bag according to the time table.**
- Wearing school uniform and taking care of belongings.**
- Polishing shoes and tying shoe laces.**
- Memorize home address and mobile number of parents.**
- Keep surroundings clean and things well organized.**
- Spend quality time with grandparents and make them feel important.**
- Use magic words like thank you, please, sorry and excuse me quite often.**

General Instructions:-

- Bring holidays' homework in a well decorated folder.
- We are not expecting a work of art completed by parents , just help your ward and encourage him/ her to do the task on their own. Only original work by the child shall be acknowledged.
- Project / Homework will be assessed and awarded on the basis of neatness and creativity.
- G.K (Infinity): Do page 18 to 28.
- Value Education (My Beautiful World): Do page 12 to 20.
- Revise all the work done in class till date.
- School will re-open on 4th July.
- Submit your H.W. on 8th July.

DESIGN A SUMMER DIARY

Encourage your child to keep a summer diary, to paste photographs of special days during summer vacation and write about them.

LET'S CREATE SOME HAPPY MEMORIES

- Make lemonade (Nimbu Pani) for your family members.
- Prepare a tasty and healthy 'Fruit Chat' with the help of someone at your home.

Don't forget to click pictures. Write the ingredients and the recipe on A4 Sheet. Write about it.

Gateway to good handwriting

It is rightly said that good handwriting tells us about personality of a person so help your child to -

- Write ten pages of calligraphy for both English and Hindi in a separate notebook.

Books are our best friends

Read some interesting moral stories and make summer time a memorable and an enjoyable one. Pick up your favorite story. Depict any one famous character from the story on A3 size sheet and write the following information about it.

- Title of the story.
- Name of the character you liked the most.
- Moral of the story.
- Why did you like that particular character?



Happy Father's Day

“A dad is someone who holds you when you cry, scolds you when you break the rules, shines with pride when you succeed and has faith in you even when you fail.



- Make a wall hanging using pictures (showing how you celebrated Father's Day).

**5 June is celebrated as
“World Environment Day”.**

- **Let's plant a tree and see it growing.**
 - We would appreciate if the plant is known to be an air purify plant like Areca palm , Aloe-Vera, Rubber plant , Snake plant , Spider plant .
 - Use manageable pot which the child can keep in the classroom after summer vacation.



NEIGHBOURHOOD

1. Collect pictures of the places you see around your house and make a collage of your neighbourhood.
2. Record the following information about 3 families in your neighbouring houses and write it in a tabular form as shown

S.No.	House no.	Name and profession	No. of Members	Joint/Nuclear family
1				
2				
3				

OUR HOUSE HELPER

Write a “**THANK YOU NOTE**” to show the contribution of house helpers who facilitate you in the smooth running of your life.

WORD CHAIN

Prepare a word chain during your vacation. Write one word daily in English notebook example: energy- young- great- try.....

DESCRIBING MYSELF

Write the adjectives of the letters of your name (use sparkle pens / glitter).

Example: MEHAK

M - MOTIVATOR

E - ENTHUSIASTIC

H - HONEST

A - ADORABLE

K - KIND

NAME THE CLOTHES!

Write the name for each clothes!



HINT



Make a collage of your own photographs wearing these different clothes.

Art can communicate information



Ducks are social creatures and often form close bonds with other ducks. So, let's create a close bond with art by making **Duck paper plate craft**. (A reference image is given below)



Hindi

- कार्य सुन्दर लिखाई में करें।
- सूरज देव अगन बरसाए , पशु -पंछी मानव कुह्लाए।

प्यासे पंछी मर न जाएँ , आओ इनकी प्यास बुझाएँ।

ग्रीष्मावकाश में आप प्रतिदिन सुबह उठकर अपने घर की छत पर अथवा घर के आँगन में पशुपक्षियों के लिए दाना और पीने के लिए पानी अवश्य रखिए।

1 नीचे दिए गए चित्र में पशु-पक्षियों के अलग-अलग अम्मा दिए हैं। उन्हें पहचानकर उनके नाम लिखिए।



क) _____

ख) _____

ग) _____

घ) _____

ङ) _____

च) _____


छ) _____

ज) _____


Ordinal Numbers

Directions: Write the ordinal numbers that tell what place each item is in.





The  is in the _____ place.




The  is in the _____ place.



The  is in the _____ place.



The  is in the _____ place.



7.00

10.30

2.00

11.00

12.30

3.30

6.00

4.30

DRAW HANDS

9.00

1.30



NOUN GENDER

Change the noun gender and rewrite the sentences.

1. The actor is performing on his stage.

.....

2. The lion is known for his bravery in the jungle.

.....

3. The actress performed exceptionally well in the play.

.....

4. My uncle invited his friends for dinner.

.....

5. The waiter is serving the customers in the restaurant.

.....

6. The queen was admired by her subjects.

.....

7. The policeman helped the lost boy find his parents.

.....

8. The bride was wearing her beautiful gown.

.....

9. The man is driving his car.

.....

10. The mother is cooking in her kitchen.

.....

Look at the picture and write the noun words into the correct categories.



postman



elk



painter



gavial



iguana



desert



river



police-station



ice-cream



jar



lifeguard



keys

Person

Things

Places

Animals

a) _____

(a) _____

(a) _____

(a) _____

b) _____

(b) _____

(b) _____

(b) _____

c) _____

(c) _____

(c) _____

(c) _____





Reading Comprehension

Max the Monkey

There was once a curious little monkey named Max. Max lived in a lush jungle with his family, and he loved to explore and discover new things. Max was very agile and could climb trees faster than any of the other animals in the jungle. One day, Max saw a shiny object hanging from a branch. He was curious and wanted to see what it was, so he scampered up the tree to take a closer look. When Max reached the shiny object, he saw that it was a golden apple. Max was very excited and couldn't wait to show his family. He carefully took the golden apple and scampered down the tree to share his discovery.



Q1. What could Max do than any of the other animals?

.....

Q2. What did Max love to do?

.....

Q3. What did Max do when he saw the shiny object?

.....

.....

Q4. What was the shiny object that Max saw?

.....

Q5. Where did Max take the golden apple?

.....



Math Puzzle Boxes

Each puzzle contains the numbers 1-9. Each column and each row add up to the number given outside the boxes. Put the correct number in each box to complete the addition equations without repeating any numbers.

7	1		13
		4	16
	2		16
16	12	17	

	3		16
4	8		17
			12
11	13	21	

9		1	15
			17
	6		13
15	18	12	

		4	13
	5		13
	3		19
16	16	13	

	3		16
6		1	9
	4		20
21	9	15	

			13
2		3	10
9			22
19	12	14	

8		3	16
	4		17
			12
15	11	19	

9			20
		1	9
2			16
16	13	16	

		7	15
3		4	16
1			14
10	16	19	



